

**CASE**  
CONSTRUCTION

**CASE**  
**BACKHOE LOADERS**



# LONG LIVE THE KINGS

Original CASE innovation gets more done with less: CASE backhoes deliver true multi-purpose performance to take on dozens of tasks in a single platform and with a single operator. From attachments to 4-in-1 buckets and more — the possibilities are endless.

**And the best gets even better.** We are evolving and expanding this iconic product line to give you even more flexibility in choosing the backhoe that is right for you and your business.

**CASE backhoes. Kings of the jobsite. Kings of profitability. Kings of the workforce.**



**NEW**  
UTILITY PLUS



580N EP



580N

**NEW 580SV**  
BACKHOE & TOOL  
CARRIER



580 Super N



580 Super N  
Wide Track



590 Super N

# THE NEW CASE UTILITY PLUS



## THE MOST VALUABLE UTILITY PLAYER

The all-new CASE Utility Plus backhoe loader delivers full-sized backhoe performance in an efficient platform that's easy to own, easy to maintain, and easy on the bottom line.

Designed for landscaping, ag, rental, general construction and utility work — the Utility Plus delivers a big cab with excellent sightlines to all work areas, extreme ease of service with a maintenance-free emissions system, and easy controls (including a choice of pilot or mechanical).

Whether your first backhoe or your 100th, the CASE Utility Plus delivers value and productivity that is both operator first and business smart.




### KEEPING WITH TRADITION

2-lever SAE pattern wobble sticks for optimal feel.



### CONTROLS FOR ALL

Optional pilot controls for rental businesses and newer operators.



### EMISSIONS SYSTEMS

74 horsepower engine. No DPF. No DEF.



### COMFORT. EASE. VISIBILITY

Big cab delivers a truly operator-first experience.

# TOOL CARRIER. LOAD CARRIER. **BUSINESS CARRIER.**

The all-new CASE 580SV Construction King backhoe loader is a machine that carries your entire workload with a single operator and a single machine. Front to back, this exciting new backhoe gives owners and operators extreme flexibility.

The tool carrier linkage is ideal for those who use the loader end of their backhoe as a primary material handler – loading and unloading pallets, moving pipe and other bundled material around the yard. The tool carrier linkage also delivers excellent loader lift capacity and bucket breakout force. Adding a 4-in-1 bucket, a 6-in-1 bucket, or any of the countless attachments available for CASE backhoes turns this into a multi-purpose, jobsite-owning beast.



#### **HANDLING WITH CONFIDENCE**

The tool carrier loader design provides greater stability and material retention.



#### **SEE EVERYTHING**

Large cab, tool carrier design and lots of glass delivers excellent visibility.



#### **ATTACHMENTS FOR DAYS**

4-in-1. 6-in-1. 75-in-1. Countless bucket and attachment options let you do more with this machine.



#### **OWN THE ROAD. AND THE DIRT**

Transmission options ideal for every type of operation and jobsite profile.

# THE NEW CASE 580SV



\*Coming in 2023: Side-Shift model for optimal access and digging flexibility.

# CASE N SERIES BACKHOES



## CONSTRUCTION ROYALTY. KINGS OF THE WORKFORCE.

The original factory-integrated backhoe loader. The all-purpose hero of the owner-operator. Helping you get more done with a single machine since 1957. CASE N Series backhoes remain the pound-for-pound champions of the world with exclusive CASE features, powerful two-in-one performance with countless attachment options, and the backing of a dealer network in North America that knows backhoes better than anyone.



### PUTTING THE OPERATOR FIRST

Intuitive controls, big cabs and CASE-exclusive technologies deliver the industry's best backhoe experience.



### ALL-TERRAIN BEASTS

Extreme gradeability and fast roading speeds while still delivering excellent fuel economy.



### THE ORIGINAL TWO-IN-ONE

One good operator with one good machine helps lower operating costs while driving up profitability.

# PREMIUM & EXCLUSIVE OPERATOR-FIRST FEATURES\*

CASE was the first and has innovated the backhoe loader more than any other manufacturer in the world. CASE N Series Construction King backhoes deliver the goods with features\* that help make the job easier.



## BOOST DIGGING POWER

PowerBoost provides the operator with four seconds of increased hydraulic power without decreasing engine RPM so as not to affect speed or cycle times. PowerBoost is ideal for digging through tough conditions, including hard clay, rock and frost.



## UPLIFTED MATERIAL HANDLING

PowerLift channels additional hydraulic power to the backhoe, giving you improved lifting capacity and better lifting precision when lifting and placing materials.



## SWIFT, SMOOTH & PRECISE SWINGING

Through a combination of hydraulics and electronics, CASE ProControl smoothly stops the boom at exactly the moment the operator wants it to stop. Over time, this reduces operator fatigue and helps the operator perform their job better.



## EASY TURNING/STEERING

Comfort Steer™ reduces operator fatigue. It's like power steering on steroids. Comfort Steer reduces lock-to-lock steering effort by half, making it easier to drive/maneuver the machine.




## AUTO RIDE CONTROL

CASE Auto Ride Control is a spill-reducing feature engineered into our 4WD backhoe loaders that reduces loader arm bounce at elevated speeds and features adjustable speed settings, giving operators full control of their load retention and comfort.



## OVER-CENTER BY DESIGN

The classic over-center backhoe design locks the boom in toward the machine, transferring more of its weight to the front axle, which improves machine stability, operator comfort and material retention during roading.



# BACKHOE ATTACHMENTS

## THE FORCE MULTIPLIER\*

Attachments take your base asset — the backhoe — and turn it into an even more versatile platform for getting more done with a single machine and a single operator.

### UNIVERSAL COUPLER

CASE offers a universal backhoe coupler option that also fits most Cat® and John Deere attachments for even greater versatility.

### FACTORY INSTALLED THUMB

Get a grip with a hydraulic backhoe thumb designed and manufactured by CASE, available as a bolt-on, no welding required, factory installed option or Dealer Installed Accessory (DIA) kit. The serrated teeth, made of rugged high-strength steel, provide excellent grip to make material handling easy. The adjustable teeth can be bolted into two positions in order to mesh with both the 18 or 24 inch universal and high-capacity buckets. Designed for use with both hydraulic and mechanical quick couplers allows quick and easy bucket changes throughout the day. When not in use, a convenient thumb lock mechanically holds the thumb in the "open" position for worry-free bucket operation.

SEE OUR FULL LINE AT [CASECE.COM/ATTACHMENTS](https://www.casece.com/attachments)

### INDUSTRY-EXCLUSIVE INTEGRATED HYDRAULIC QUICK-COUPLER

Only CASE offers an integrated hydraulic quick-coupler\* on our backhoes. Its unique design is factory-built into the backhoe, so it doesn't alter the physics or breakout force of the machine like after-market options. You get the same industry-leading power with the added convenience of being able to switch out attachments from the comfort of the cab.

### SMARTFIT™ BUCKET TEETH

N Series buckets come standard with the innovative SmartFit bucket tooth system. These heavy-duty, self-sharpening teeth combine exceptional strength and unmatched ease of installation, thanks to a hammerless fastener system with reusable locking pins. Available in a full range of styles.



THUMB AND THUMB LOCK



HYDRAULIC COUPLER



RIPPER



GRADER RAKE



AUGER



\*Feature availability and standardization varies by model. Visit [CaseCE.com/Backhoe](https://www.casece.com/Backhoe) for specific model information and specs.

# MAINTENANCE **MADE EASY**

## SERVICEABILITY IS IN OUR DNA

When you invest in CASE equipment, you need it to last. CASE makes it simple. From swing-out coolers and outboard-mounted disc brakes to ground-level site gauges and grouped service points located under a tilt-up hood, you can do daily maintenance in a matter of minutes. It's the easiest way to help you get the most performance and longest life out of your machine.

## NO TOOLS NECESSARY

CASE backhoes continue the CASE hallmark of simple serviceability with features like tool-free access to routine maintenance points. \*CASE N Series backhoes depicted below\*



**CASE**  
CONSTRUCTION

## 2023 North America Dealers

# HIP POCKET SUPPORT. **ALL ACROSS NORTH AMERICA.**

From CASE SiteWatch telematics to tried-and-true CASE dealer support, assistance is as close as the phone in your pocket. CASE dealers are the North American authorities on backhoe loaders — most of whom have been selling, supporting and servicing CASE backhoes for 65 years!





# SUPPORT COMES STANDARD

## BASE & EXTENDED LIMITED WARRANTY COVERAGE\*

### 1-YEAR/UNLIMITED-HOUR FULL-COVERAGE BASE LIMITED WARRANTY

### 2-YEAR/2,000-HOUR EXTENDED LIMITED ENGINE WARRANTY

Discuss the extended engine warranty coverage details with your dealer.

### UPTIME SOLUTIONS

Your CASE dealer can provide solutions to meet all your needs and keep you productive.



### STRONGER PRODUCT SUPPORT SOLUTIONS

Your CASE dealer knows how you can best maximize your equipment investment and uptime — with CASE genuine parts, expert service and a complete range of product support solutions including CASE remanufactured and All Makes parts. CASE supports better parts availability and faster deliveries through nine parts distribution centers in North America and a forecasting system to ensure that the right parts will be there when you need them. And only CASE dealers have exclusive access to the Electronic Service Tool (EST) that quickly pinpoints machine issues. Just ask your dealer for details.



### FLEXIBLE FINANCIAL OPTIONS

Specialized finance programs and flexible leasing packages are available for industry-leading CASE equipment while no-nonsense warranties and comprehensive protection plans ensure that your equipment is protected. As the only finance company dedicated to CASE, we offer strong products and services designed around your unique service needs.



**CASE PlusCare** gives you flexibility to customize product support on new machines to help you maintain equipment durability and consistent operation while enhancing jobsite productivity. Protect your investment and maintain value while powering through tough worksite conditions with building a package from these key product-support categories:

- + Maintenance Agreements
- + Purchased Protection Plans
- + Bundled Support Services




**CASE SiteWatch telematics** — available standard on select CASE backhoes\*\* — empowers equipment owners and operators to make important decisions about their equipment and business based on current data. CASE SiteWatch has been enhanced with an all-new dashboard, more intuitive navigation and new overview sections that spotlight critical information without requiring the user to search extensively for the data.

\*Please see your CASE dealer for limitations, exclusions and confirmation of policies in effect.  
 \*\*Check with your local CASE dealer for availability and options by model

# SPECIFICATIONS AND DIMENSIONS

SPECIFICATIONS	Utility Plus	580SV	580N EP	580N	580 Super N	580 Super N WT	590 Super N
Engine	FPT F5HFL463A*W	FPT F5BFL413B*B	FPT F5HFL463D	FPT F5BFL413C	FPT F5BFL413B	FPT F5BFL413A	FPT F5BFL413A
Displacement/Cylinders-in <sup>3</sup> (L)	207 (3.4)	207 (3.4)	207 (3.4)/4	207 (3.4)/4	207 (3.4)/4	207 (3.4)/4	207 (3.4)/4
Emissions Certification* Solutions	Tier 4 Final (DOC)	Tier 4 Final (SCR)	Tier 4 Final (DOC)	Tier 4 Final (SCR)	Tier 4 Final (SCR)	Tier 4 Final (SCR)	Tier 4 Final (SCR)
Gross Horsepower @ 2200 RPM – hp (kW)	74 (55)	97 (72)	74 (55)	90 (67)	97 (72)	110 (82)	110 (82)
Net Horsepower @ 2200 RPM – hp (kW)	68 (51)	95 (71)	68 (51)	83 (62)	95 (71)	108 (81)	108 (81)
Maximum Net Torque @ 1400 RPM – lb-ft (N-m)	220 (298)	333 (452)	233 (316)	306 (415)	334 (453)	339 (460)	339 (460)
Operating Weight 4WD – lb (kg)	18 298 (8 300)	18 695 (8 480)	15 810 (7 171)	17 751 (8 052)	19 067 (8 649)	20 077 (9 107)	20 532 (9 309)
Maximum Travel Speed Forward – mph (kph)	21.1 (34.0)	22.5 (36.2)	21.3 (34.3)	25.0 (40.2)	25.0 (40.2)	25.2 (40.6)	25.2 (40.6)
System Flow – gpm (L/min)	32.5 (123)	35.9 (136)	28.5 (108)	28.5 (108)	41 (155.2)	41 (155.2)	43 (162.6)
Backhoe Bucket Force – lbf (kN)	12 359 (5 606)	12 933 (5 755)	11 517 (51.2)	11 517 (51.2)	14 452 (64.2)	15 070 (67.0)	15 853 (70.5)
Backhoe Boom Lift Capacity @ groundline – lb (kg)	3 469 (1 577)	3 470 (1 577)	2 858 (1 297)	2,858 (1 297)	3 513 (1 594)	3 761 (1 706)	4 175 (1 894)
Loader Bucket Breakout Force – lb (daN)	13,788 (6 250)	14,711 (6 544)	9 607 (4 273)	10 622 (4 724)	10 947 (4 965)	10 873 (4 837)	12 776 (5 683)
Loader Lift Capacity @ Full Height – lb (kg)	8 157 (3 700)	7 606 (3 450)	6 503 (2 950)	6 803 (3 086)	7 044 (3 195)	8 425 (3 822)	8 202 (3 721)
DIMENSIONS	Utility Plus	580SV	580N EP	580N	580 Super N	580 Super N WT	590 Super N
Height to Top of Cab	9 ft 3 in (2.83 m)	9 ft 5 in (2.86 m)	8 ft 11 in (2.72 m)	8 ft 11 in (2.72 m)	8 ft 11 in (2.72 m)	8 ft 11 in (2.72 m)	8 ft 11 in (2.71 m)
Bucket Hinge Pin Height, Fully Raised	11 ft 9 in (3.58 m)	11 ft 1 in (3.38 m)	11 ft 3 in (3.41 m)	11 ft 3 in (3.42 m)	11 ft 3 in (3.42 m)	11 ft 6 in (3.50 m)	11 ft 6 in (3.50 m)
Overall Operating Height, Fully Raised	12 ft 7 in (3.84 m)	13 ft 11 in (4.25 m)	13 ft 9 in (4.17 m)	13 ft 9 in (4.18 m)	13 ft 9 in (4.18 m)	13 ft 11 in (4.24 m)	13 ft 11 in (4.24 m)
Dump Angle @ Full Height	45°	47°	46°	47°	47°	45°	45°
Dump Clearance @ Full Height, 45° Dump	9 ft 0 in (2.73 m)	10 ft 7 in (3.22 m)	8 ft 8 in (2.63 m)	8 ft 10 in (2.69 m)	8 ft 10 in (2.69 m)	8 ft 11 in (2.73 m)	8 ft 11 in (2.73 m)
Dump Reach @ Full Height, 45° Dump	45.3 in (1150 mm)	32.6 in (829 mm)	26.7 in (679 mm)	31.5 in (801 mm)	31.5 in (801 mm)	27.0 in (685 mm)	29.2 in (741 mm)
Bucket Rollback @ Groundline	33°	42°	40°	42°	42°	40°	40°
Digging Depth Below Grade, Bucket Flat	4.3 in (110 mm)	5.0 in (120 mm)	7.8 in (199 mm)	6.1 in (155 mm)	6.1 in (155 mm)	6.1 in (156 mm)	6.2 in (157 mm)
Wheelbase	85.6 in (2.18 m)	85.6 in (2.18 m)	84.5 in (2.15 m)	84.5 in (2.15 m)	84.5 in (2.15 m)	84.5 in (2.15 m)	84.5 in (2.15 m)
Reach from Front Axle Centerline, Bucket on Ground	6 ft 6 in (1.98 m)	6 ft 10 in (2.07 m)	6 ft 10 in (2.07 m)	6 ft 10 in (2.07 m)	6 ft 10 in (2.07 m)	6 ft 9 in (2.05 m)	6 ft 7 in (2.05 m)
Turning Radius at Curb, 4WD, Brakes Applied	11 ft 4 in (3.45 m)	14 ft 7 in (4.44 m)	11 ft 4 in (3.45 m)	11 ft 4 in (3.45 m)	11 ft 4 in (3.45 m)	12 ft 0 in (3.65 m)	12 ft 6 in (3.81 m)
Backhoe Dig Depth	14 ft 5 in (4.40 m)	14 ft 5 in (4.40 m)	18 ft 6 in (5.63 m)	18 ft 3 in (5.55 m)	17 ft 11 in (5.47 m)	18 ft 0 in (5.48 m)	19 ft 6 in (5.94 m)

Specification data calculated using same bucket determining operating weight unless otherwise specified.  
 \*DOC = Diesel Oxidation Catalyst, SCR = Selective Catalytic Reduction.





# BUILDING A STRONG CASE.

Since 1842, we at CASE Construction Equipment have lived by an unwavering commitment to build practical, intuitive solutions that deliver both efficiency and productivity.

We strive to make it easier for you to implement emerging technologies and new compliance mandates.

Today, our global scale combined with our local expertise enables us to keep customers' real-world challenges at the center of our product development. This focus has led to numerous innovations like the CASE Minotaur™ DL550 compact dozer loader, Ride Control™, adjustable electro-hydraulic controls, Blade Shake, PowerLift™, over-center boom design and the peace of mind that only CASE ProCare provides.

Every CASE machine is backed by more than 315 North American dealer locations, thousands of OEM, remanufactured and all-makes parts, and flexible financing and insurance options that provide the kind of reliable, steadfast support you expect from a professional partner.

We are passionate about improving the lives of others, whether investing in our veterans or raising awareness about local infrastructure initiatives through Dire States. Our goal is to build both stronger machines — and stronger communities.

At the end of the day, we do what's right by you and your communities so that you can always count on CASE.

[CaseCE.com/TLB](http://CaseCE.com/TLB)

©2023 CNH Industrial America LLC. All rights reserved. CASE, CNH Industrial Capital and CNH Industrial Trademarks are registered in the United States and many other countries, owned by or licensed to CNH Industrial N.V., its subsidiaries or affiliates. Printed in U.S.A. Contains 10% post-consumer fiber.

**Form No. CCE202303TLB**  
Replaces Form No. CCE201910TLB

IMPORTANT: CASE Construction Equipment Inc. reserves the right to change these specifications without notice and without incurring any obligation relating to such change. Availability of some models and equipment builds vary according to the country in which the equipment is used. The illustrations and text may include optional equipment and accessories and may not include all standard equipment. Your CASE dealer/distributor will be able to give you details of the products and their specifications available in your area.



CASE Construction Equipment is biodiesel-friendly.

NOTE: All engines meet current EPA emissions regulations. All specifications are stated in accordance with SAE Standards or Recommended Practices, where applicable.



Always read the Operator's Manual before operating equipment. Inspect equipment before using it, and be sure it is operating properly. Follow the product safety signs and use any safety features provided.